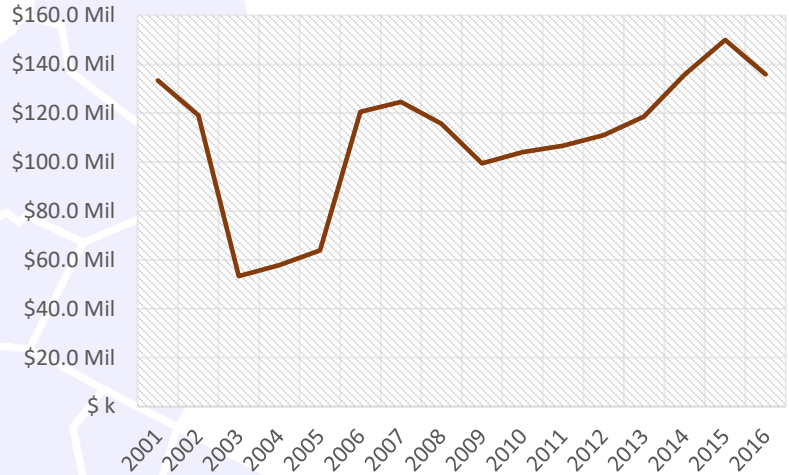
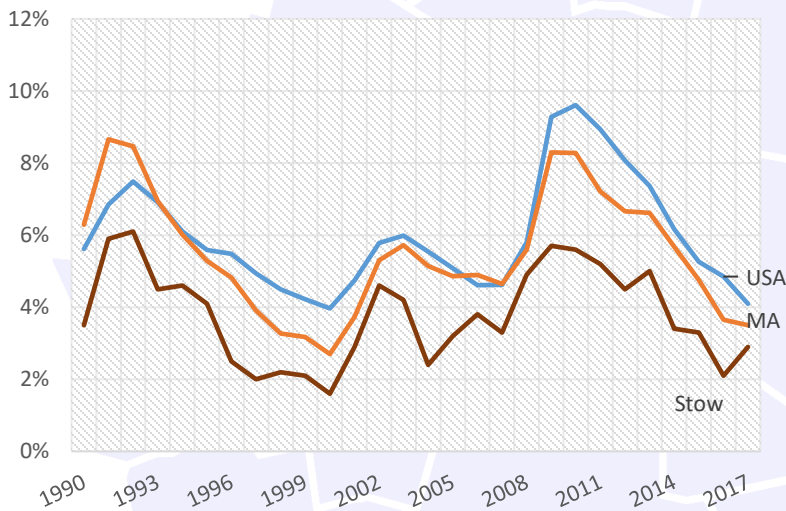


Payroll

From Q2 2016 to Q2 2017, the payroll for all places of employment in Stow was \$140,323,765.³ Since our last report the payroll has slightly decreased, but the overall trend has been positive in recent years.



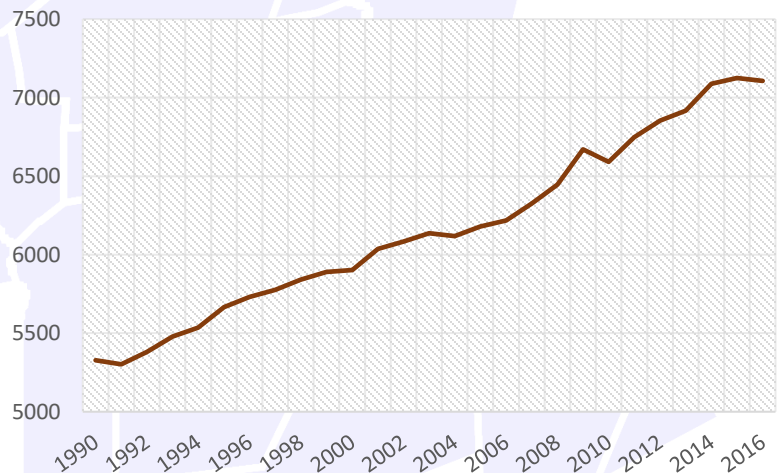
Low Unemployment



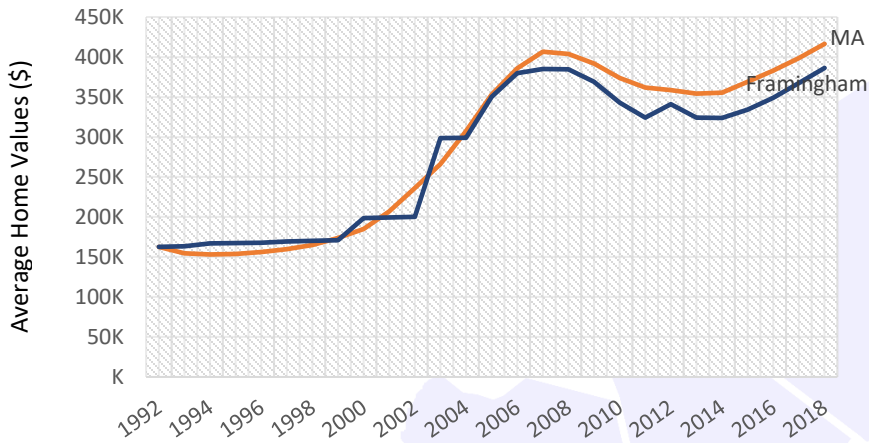
Beyond the year to year averages, in February 2018, the unemployment rate in Stow was 2.9%. This is lower than the 495/MetroWest regional unemployment rate, which was at 3.4%, and significantly lower in comparison to the state and national unemployment rates, which were at 4.0% and 4.1%.³

Growing Population

The population of Stow has been increasing steadily. In 2000, the population of Stow was 5,902 this increased to 6,590 by 2010, and in 2016, the population of Stow was estimated to be 7,107.⁵



Rising Home Values



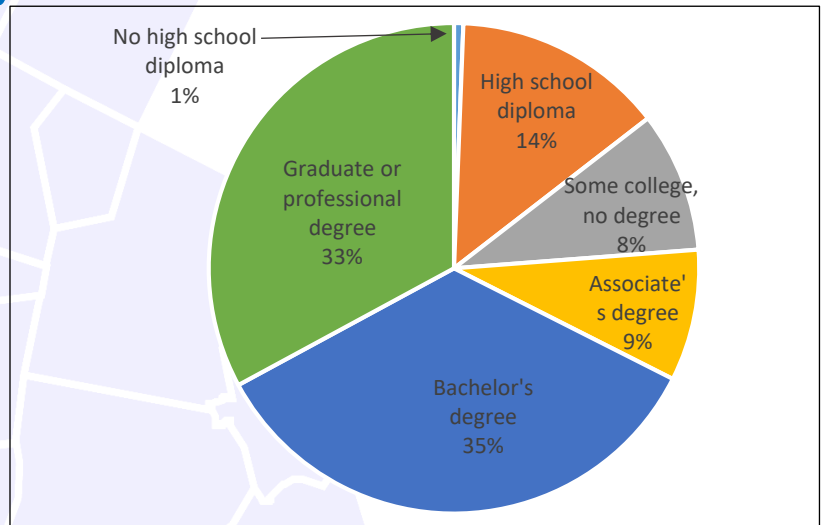
Stow average Home Value is \$460,309 vs. M.A average of \$416,426

Median Sales Price Snapshot

In March 2018, the median single family sales price in Stow was \$365,000.¹ This is slightly higher than the state median sale price which was \$354,000¹, and higher than the national median which was \$251,500.²

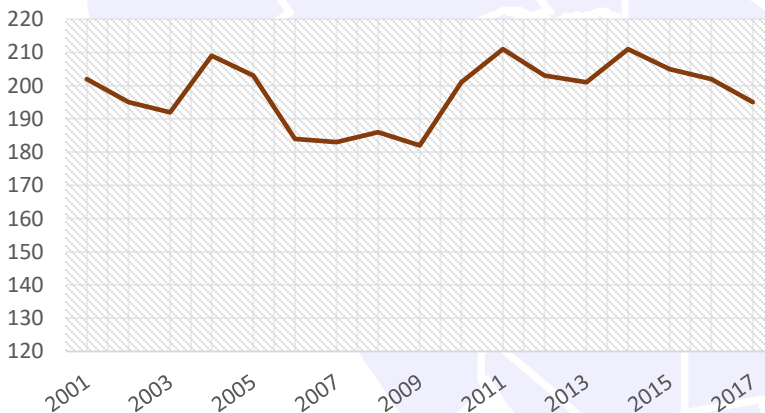
Highly Educated

Stow has a highly educated population compared to the state and to the nation with 67.7% of residents having a bachelor's degree or higher. During the same time 41.2% in Massachusetts had a bachelor's degree or higher, while only 30.3% in the U.S. had one.⁴



2012-2016 ACS (U.S. Census Bureau)

Employers



The number of employers in Stow has slightly decreased, in Q2 2016 there were 205 employers and by Q2 2017 this number decreased to 195.³

Mass.gov Municipal Databank <http://www.mass.gov/dor/local-officials/municipal-databank-and-local-aid-unit/databank-reports-new.html> (Line graph municipal data)

1. The Warren Group <https://www.bankerandtradesman.com/real-estate-transactions/town-stats/> 2. Ycharts Average US Home Values

https://ycharts.com/indicators/sales_price_of_existing_homes 3. Mass.gov Labor and Workforce Development <http://www.mass.gov/lwd/economic-data/> 4. US

Census Bureau <https://www.census.gov/> 5. UMASS Donahue Institute <http://www.donahue.umassp.edu/news-events/institute-news/new-population-estimates-for-mass-released-interactive-map-available>