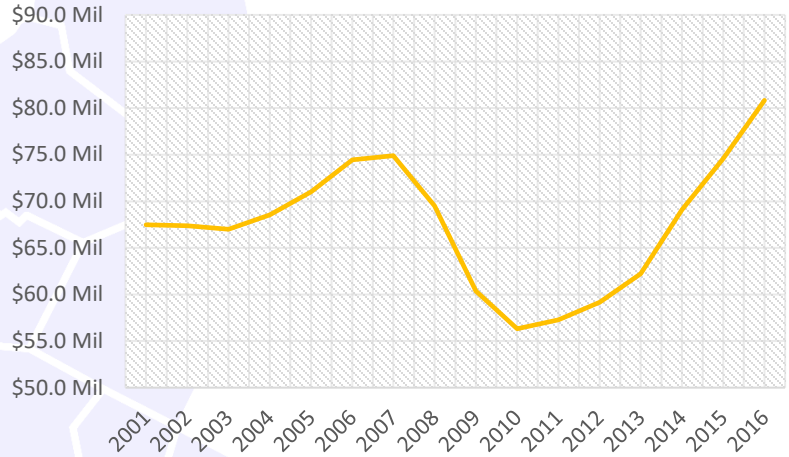
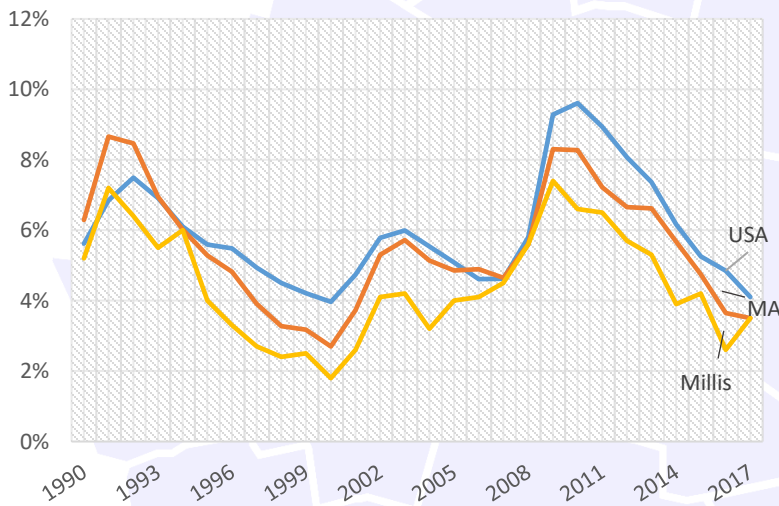


Increasing Payroll

From Q2 2016 to Q2 2017, the payroll for all places of employment in Millis was \$85,776,042.³ Since our last report the payroll has increased over \$8 million and continues a positive year to year trend.



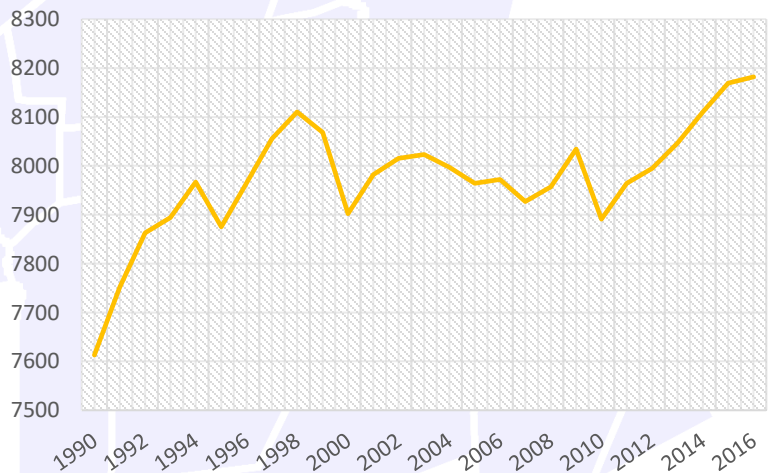
Low Unemployment



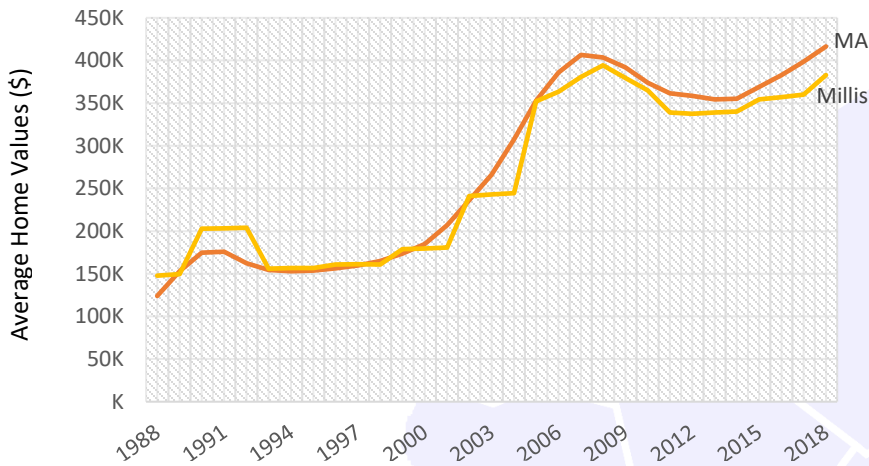
Beyond the year to year averages, in February 2018, the unemployment rate in Millis was 4.4%. This is slightly higher in comparison to the state and national unemployment rate, which were at 4.0% and 4.1%.³

Growing Population

The population of Millis has been increasing in recent years. In 2000, the population of Millis was 7,902 this decreased slightly to 7,891 by 2010. However, in 2016 the population of Millis was estimated to be approximately 8,182.⁵



Rising Home Values



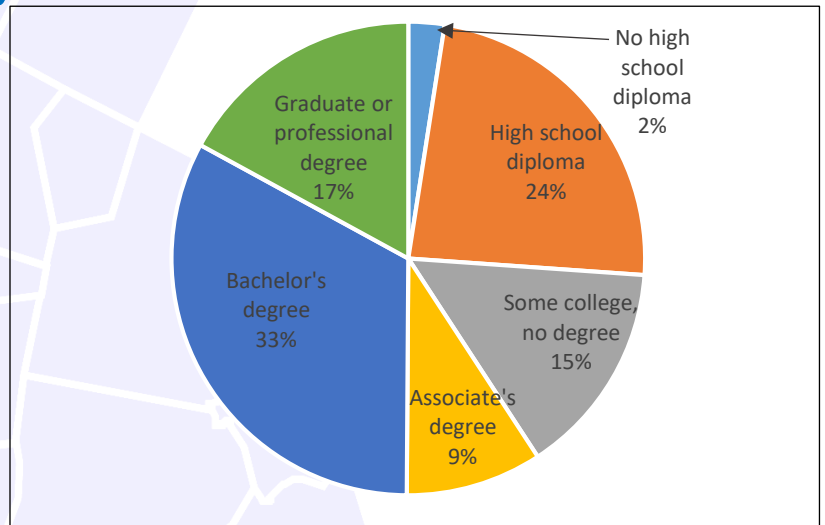
Millis average Home Value is \$382,920 vs. M.A average of \$416,426

Median Sales Price Snapshot

In March 2018, the median single family sales price in Millis was \$356,250.¹ This is slightly higher than the state median sale price which was \$354,000¹, and the national median which was \$251,500.²

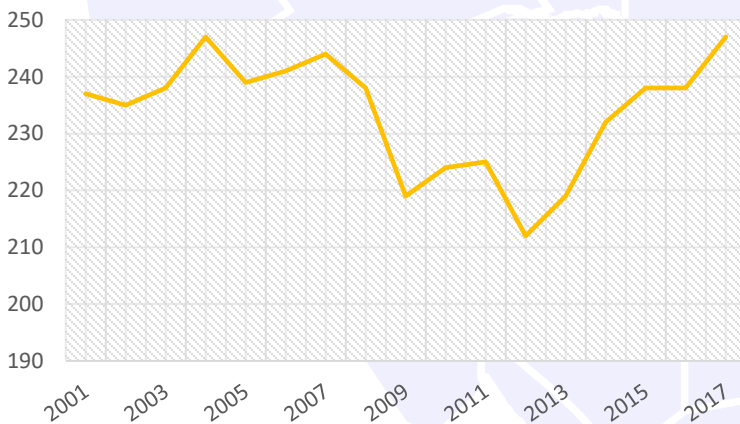
Highly Educated

Millis has a highly educated population compared to the state and to the nation with 49.9% of residents having a bachelor's degree or higher. During the same time 41.2% in Massachusetts had a bachelor's degree or higher, while only 30.3% in the U.S. had one.⁴



2012-2016 ACS (U.S. Census Bureau)

Expanding Employers



The number of employers in Millis has been increasing in recent years. In 2001, there were 237 employers in the town, and by Q2 2017 this number had increased to 247.³

Mass.gov Municipal Databank <http://www.mass.gov/dor/local-officials/municipal-databank-and-local-aid-unit/databank-reports-new.html> (Line graph municipal data)
 1. The Warren Group <https://www.bankerandtradesman.com/real-estate-transactions/town-stats/> 2. Ycharts Average US Home Values https://ycharts.com/indicators/sales_price_of_existing_homes 3. Mass.gov Labor and Workforce Development <http://www.mass.gov/lwd/economic-data/> 4. US Census Bureau <https://www.census.gov/> 5. UMASS Donahue Institute <http://www.donahue.umassp.edu/news-events/institute-news/new-population-estimates-for-mass-released-interactive-map-available>