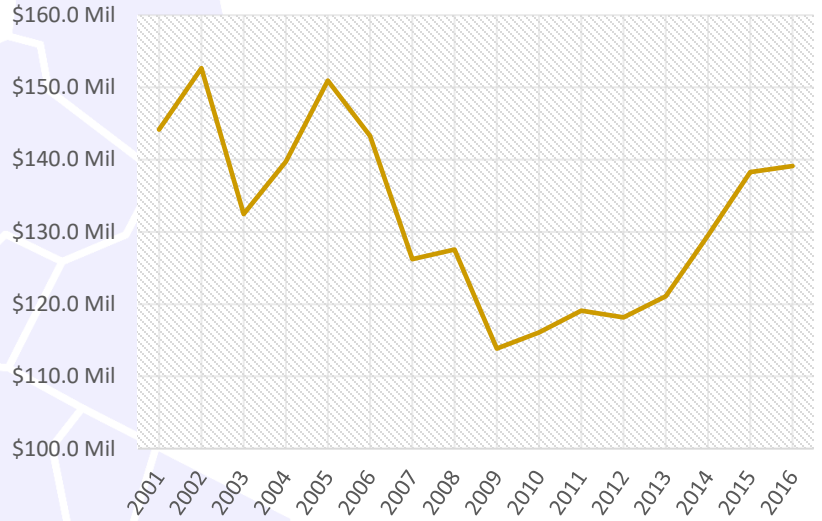
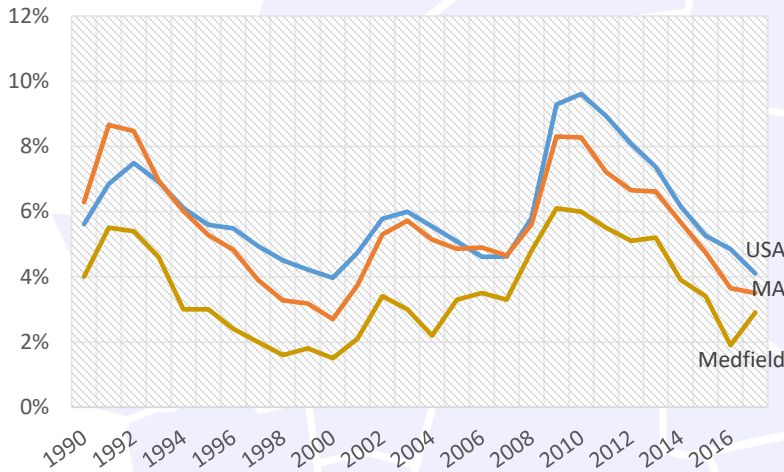


### Increasing Payroll

From Q2 2016 to Q2 2017, the payroll for all places of employment in Medfield was \$178,303,117.<sup>3</sup> Since our last report the payroll has increased over \$37 million and continues a positive year to year trend.



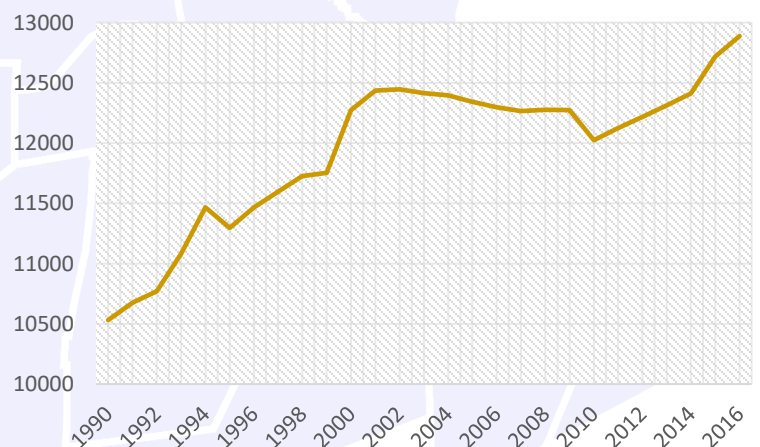
### Low Unemployment



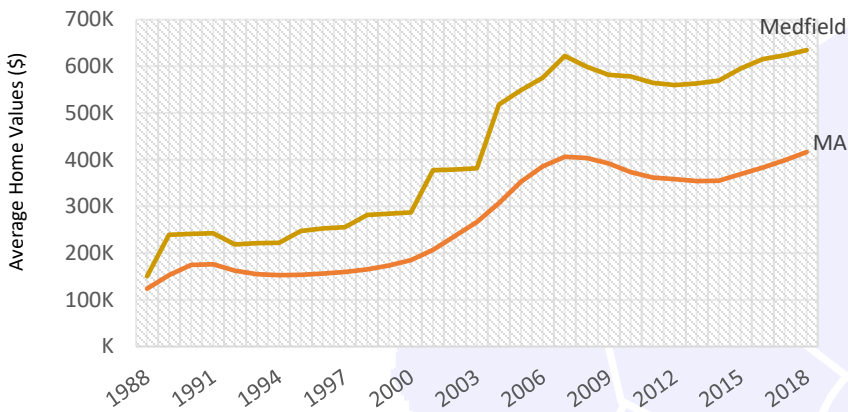
Beyond the year to year averages, in February 2018, the unemployment rate in Medfield was 2.9%. This is much lower than both the state unemployment rate of 4.0% and the national unemployment rate of 4.1%<sup>3</sup>

### Growing Population

The population of Medfield has been increasing steadily. In 2000, the population of Medfield was 12,273. While population decreased to 12,024 by 2010, in 2016, the population of Medfield was estimated to be 12,888.<sup>5</sup>



## Rising Home Values



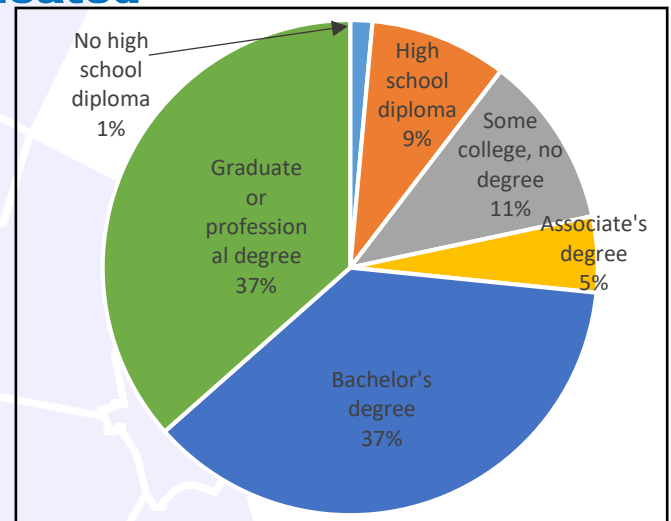
Medfield's Average Single Family Home value is 634,730 vs. M.A average 416,426

## Median Sale Price Snapshot

In March 2018, the median single family sales price in Medfield was \$810,450.<sup>1</sup> This is significantly higher than the state median sale price which was \$354,000<sup>1</sup> and the national median which was \$251,500.<sup>2</sup>

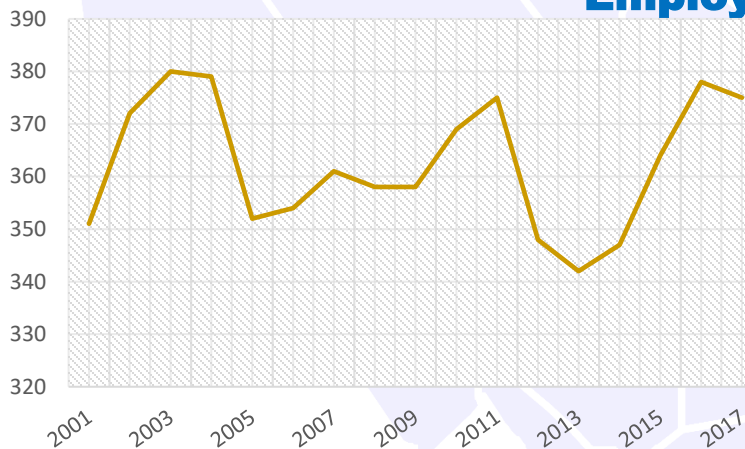
## Highly Educated

Medfield has an extremely educated population compared to the state and to the nation with 74% of residents having a bachelor's degree or higher. During the same time 41.2% in Massachusetts had a bachelor's degree or higher, while only 30.3% in the U.S. had one.<sup>4</sup>



2012-2016 ACS (U.S. Census Bureau)

## Employers



The number of employers in Medfield has slightly increased since our last report. In 2001, there were 351, that number increased to 367 in Q2 2016 and by Q2 2017 there were 375.<sup>3</sup>

Mass.gov Municipal Databank <http://www.mass.gov/dor/local-officials/municipal-databank-and-local-aid-unit/databank-reports-new.html> (Line graph municipal data)

1. The Warren Group <https://www.bankerandtradesman.com/real-estate-transactions/town-stats/> 2. Ycharts Average US Home Values [https://ycharts.com/indicators/sales\\_price\\_of\\_existing\\_homes](https://ycharts.com/indicators/sales_price_of_existing_homes) 3. Mass.gov Labor and Workforce Development <http://www.mass.gov/lwd/economic-data/> 4. US Census Bureau <https://www.census.gov/> 5. UMASS Donahue Institute <http://www.donahue.umassp.edu/news-events/institute-news/new-population-estimates-for-mass-released-interactive-map-available>