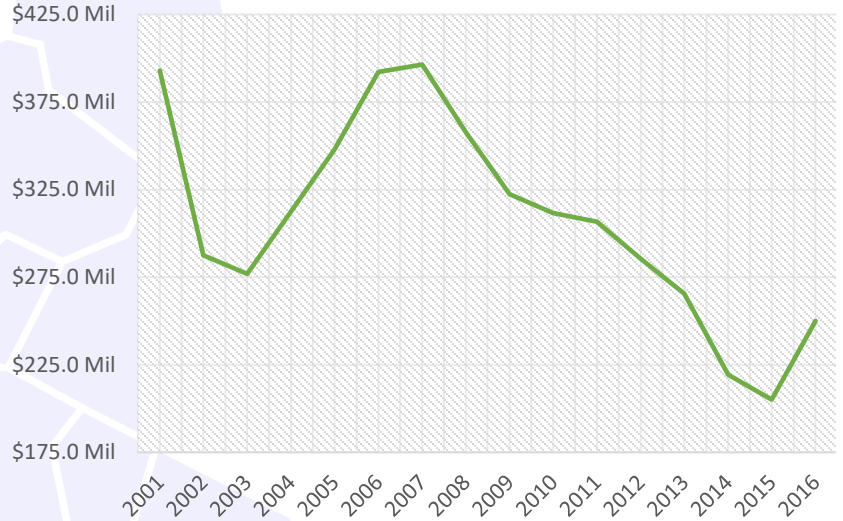
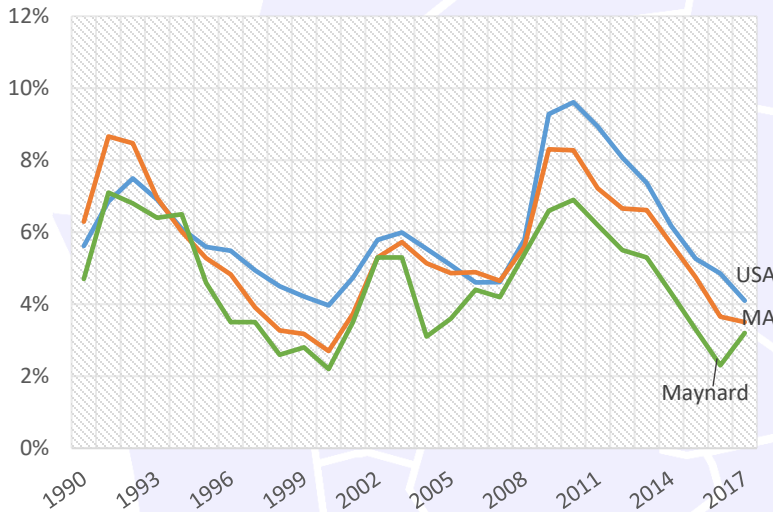


### Increasing Payroll

From Q2 2016 to Q2 2017, the payroll for all places of employment in Maynard was \$285,859,623<sup>3</sup>. Since our last report the payroll has increased over \$74 million.



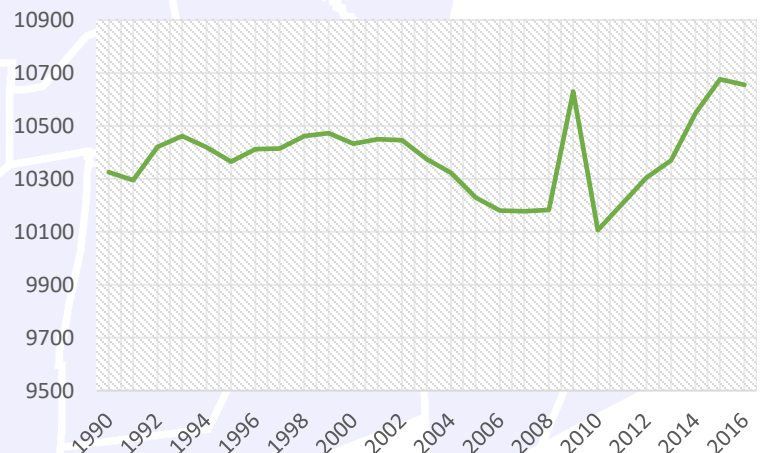
### Low Unemployment



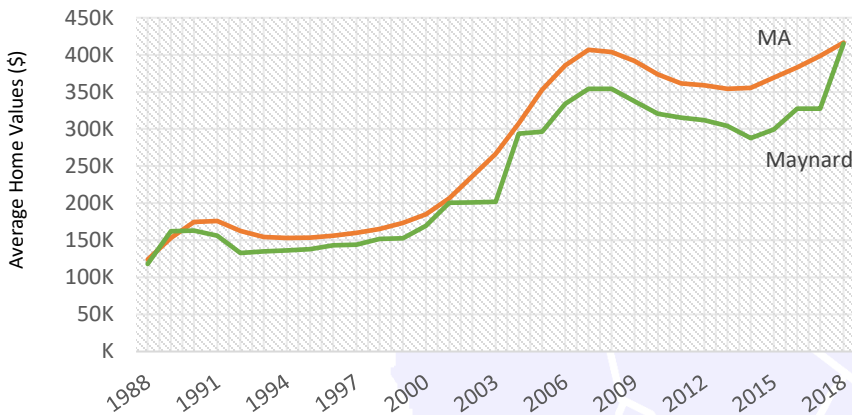
Beyond the year to year averages, in February 2018, the unemployment rate in Maynard was 3.6%. This is slightly higher than the 495/MetroWest regional unemployment rate, which is at 3.4%, but much lower than the state and national, which are at 4.0% and 4.1%.<sup>3</sup>

### Growing Population

The population of Maynard has been increasing since a dip in the 2010 census. In 2000, the population of Maynard was 10,433 this decreased to 10,106 by 2010. However, in 2016, the population of Maynard was estimated to be 10,655.<sup>5</sup>



## Rising Home Values



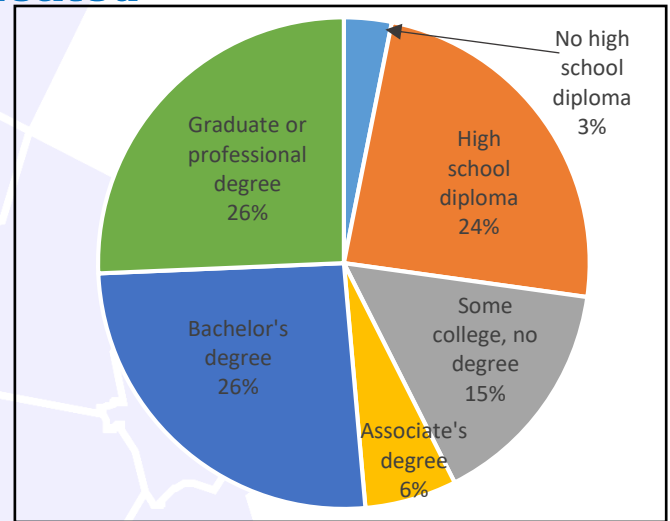
Maynard's Average Single Family Home value is 328,637 vs. M.A average 416,426

## Median Sale Price Snapshot

In March 2018, the median single family sales price in Maynard was \$415,000<sup>1</sup>. This is higher than the state median sale price which was \$354,000<sup>1</sup>, and higher than the national median which was \$251,500<sup>1</sup>.

## Highly Educated

Maynard has a highly educated population compared to the state and to the nation with 52% of residents having a bachelor's degree or higher. During the same time 41.2% in Massachusetts had a bachelor's degree or higher, while only 30.3% in the U.S. had one.<sup>4</sup>



2012-2016 ACS (U.S. Census Bureau)

## Expanding Employers



The number of employers in Maynard has been bouncing back in recent years. In 2001, there were 313 employers in the town, and by Q2 2017 this number had decreased to 307.<sup>3</sup>

Mass.gov Municipal Databank <http://www.mass.gov/dor/local-officials/municipal-databank-and-local-aid-unit/databank-reports-new.html> (Line graph municipal data)  
 1. The Warren Group <https://www.bankerandtradesman.com/real-estate-transactions/town-stats/> 2. Ycharts Average US Home Values [https://ycharts.com/indicators/sales\\_price\\_of\\_existing\\_homes](https://ycharts.com/indicators/sales_price_of_existing_homes) 3. Mass.gov Labor and Workforce Development <http://www.mass.gov/lwd/economic-data/> 4. US Census Bureau <https://www.census.gov/> 5. UMASS Donahue Institute <http://www.donahue.umassp.edu/news-events/institute-news/new-population-estimates-for-mass-released-interactive-map-available>