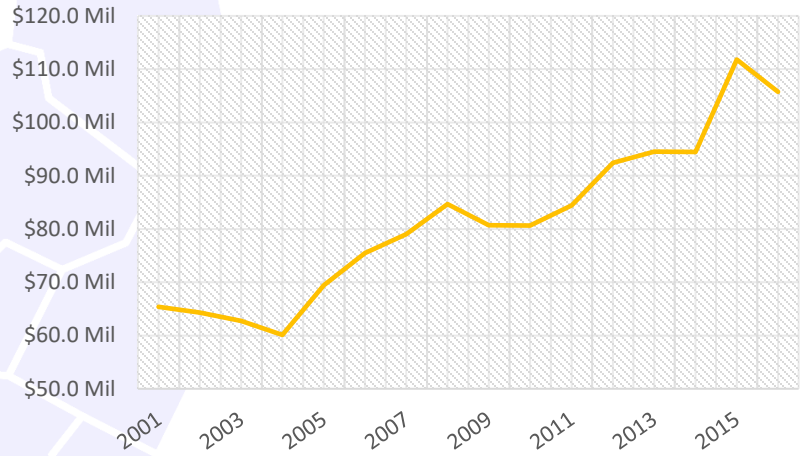


Hopedale

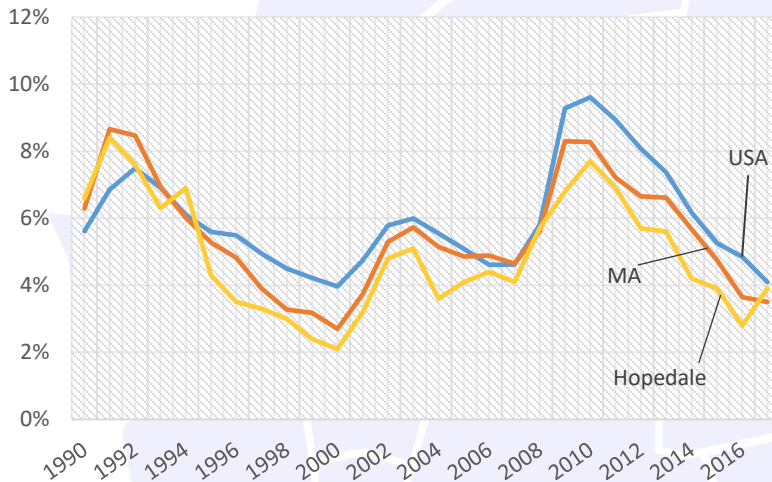
STRENGTH IN NUMBERS: 2018 EDITION Demographic Data for the 495/MetroWest Region

Payroll

From Q2 2016 to Q2 2017, the payroll for all places of employment in Hopedale was \$102,737,173³. While the payroll dipped since our last report the overall trend is positive.



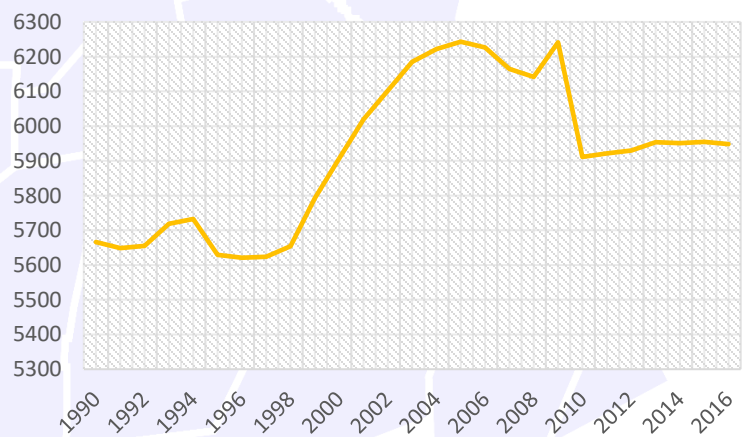
Low Unemployment



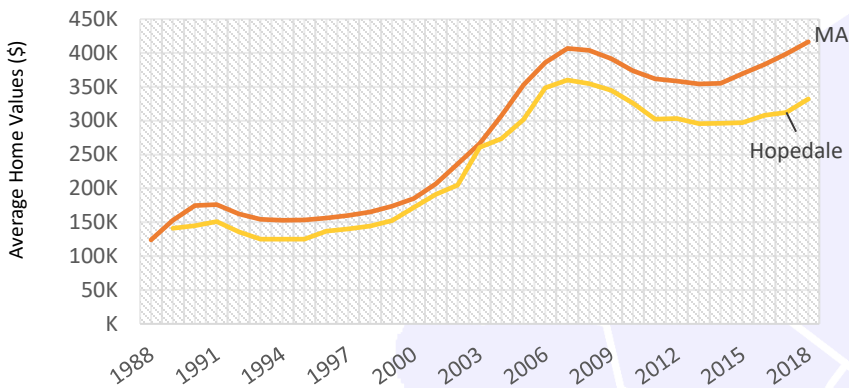
Beyond the year to year averages, in February 2018, the unemployment rate in Hopedale was 3.8%. This is higher than the 495/MetroWest regional unemployment rate, but slightly lower than the state and national unemployment rates, which are 4.0% and 4.1%.³

Population

The population of Hopedale has been increasing after a slight dip recorded in the 2010 census. In 2000, the population of Hopedale was 5,907. In 2010 it was 5,911, and in 2016, the population of Hopedale was estimated to be 5,948⁵.



Rising Home Values



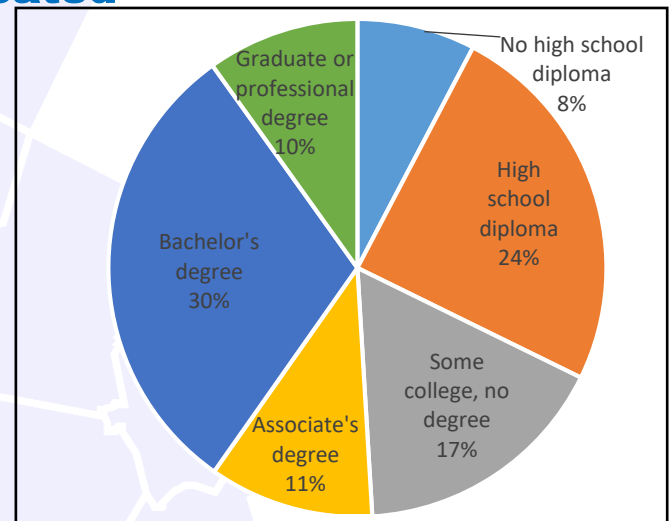
Hopedale's Average Single Family Home value is 331,844 vs. M.A average 416,426

Median Sale Price Snapshot

In March 2018, the median single family sales price in Hopedale was \$404,450¹. This is higher than the state median sale price which was \$354,000¹, and the national median which was \$251,500¹.

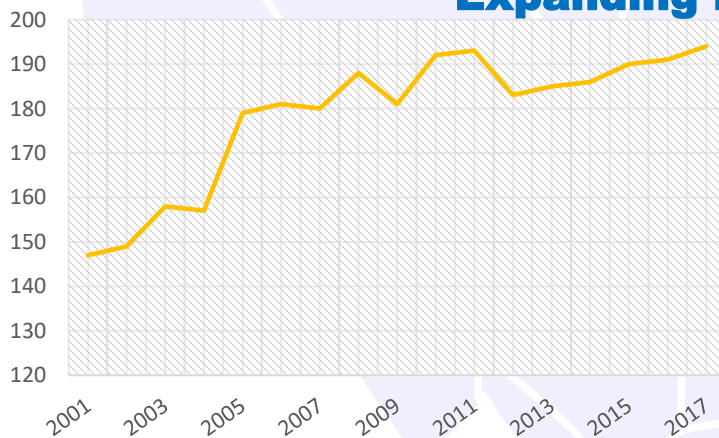
Well Educated

Hopedale has a well-educated population compared to the state and to the nation with 40% of residents having a bachelor's degree or higher. During the same time 41.2% in Massachusetts had a bachelor's degree or higher, while only 30.3% in the U.S. had one.⁴



2012-2016 ACS (U.S. Census Bureau)

Expanding Employers



The number of employers in Hopedale has been increasing at a steady rate. In 2001, there were 147 employers in the town, and by Q2 2017 this number had increased to 194.³

Mass.gov Municipal Databank <http://www.mass.gov/dor/local-officials/municipal-databank-and-local-aid-unit/databank-reports-new.html> (Line graph municipal data)
 1. The Warren Group <https://www.bankerandtradesman.com/real-estate-transactions/town-stats/> 2. Ycharts Average US Home Values https://ycharts.com/indicators/sales_price_of_existing_homes 3. Mass.gov Labor and Workforce Development <http://www.mass.gov/lwd/economic-data/> 4. US Census Bureau <https://www.census.gov/> 5. UMASS Donahue Institute <http://www.donahue.umassp.edu/news-events/institute-news/new-population-estimates-for-mass-released-interactive-map-available>