



495/METROWEST ON THE GO

Town of Medway Commuting Data

Regional Transit Authority: **GATRA**

Where do Medway's Workers Live?

TOP 10 POINTS OF ORIGIN (Number of Commuters)

1. Medway.....18.9% (642)	6. Millis.....2.3% (77)
2. Franklin.....6.9% (235)	7. Holliston.....2.2% (74)
3. Milford.....5.9% (199)	8. Uxbridge.....1.9% (63)
4. Woonsocket, RI.....3.8% (128)	9. Boston.....1.7% (56)
5. Bellingham.....3.7% (127)	10. Attleboro.....1.6% (54)

Total Employed in Medway: 3,391

Where do Medway's Residents Work?

TOP 10 DESTINATIONS (Number of Commuters)

1. Boston.....10.4% (710)	6. Franklin.....3.2% (218)
2. Medway.....9.4% (642)	7. Holliston.....2.8% (189)
3. Framingham.....5.9% (403)	8. Newton.....2.7% (181)
4. Natick.....3.6% (244)	9. Worcester.....2.5% (169)
5. Milford.....3.3% (226)	10. Andover.....2.4% (162)

Total Commuting from Medway: 6,799

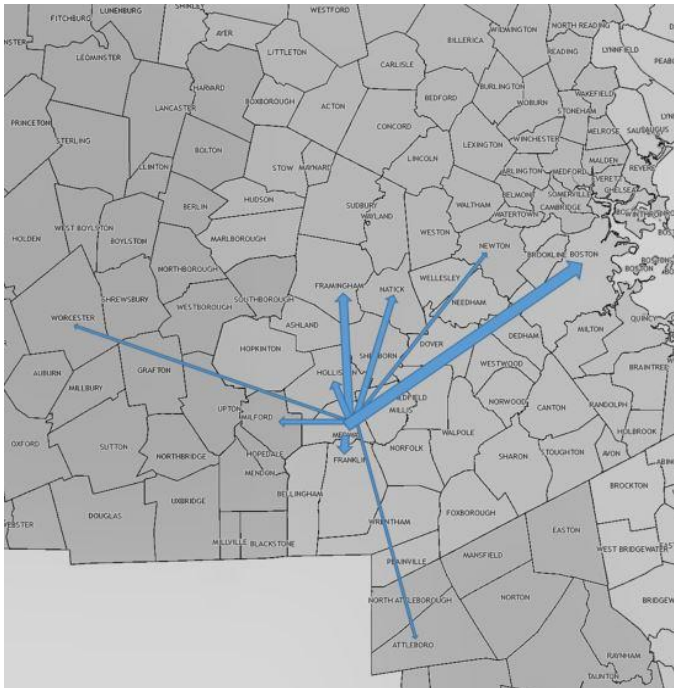
Stanford Mill Pond



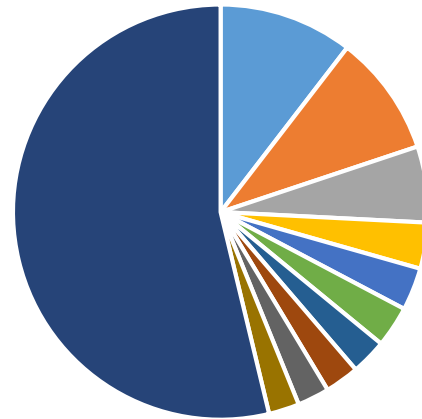
Data and Analysis conducted by the Public Policy Center at UMass Dartmouth for the 495/MetroWest Partnership in support of the 495/MW Suburban Edge Community Commission utilizing 2014 US Census Bureau Local Employment Dynamics. For more information on these data sets please visit <http://lehd.ces.census.gov/>

495/METROWEST ON THE GO

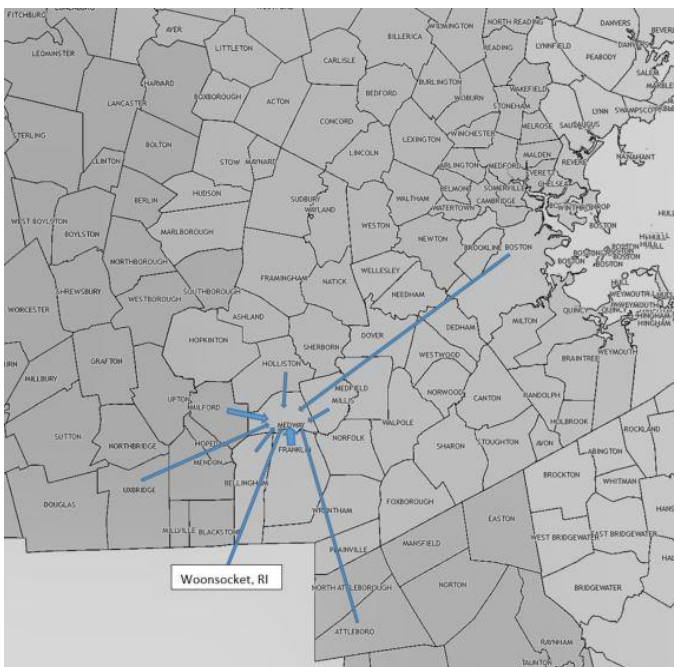
Town of Medway Commuting Data



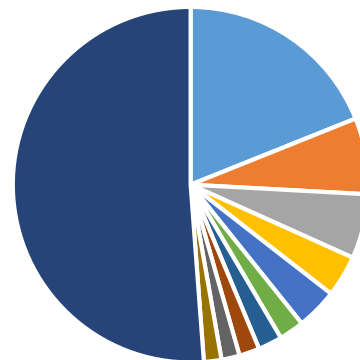
Where Medway's Residents Work



- Boston
- Medway
- Framingham
- Natick
- Milford
- Franklin
- Holliston
- Newton
- Worcester
- Waltham
- Other



Where Medway's Workers Live



- Medway
- Franklin
- Milford
- Woonsocket, RI
- Bellingham
- Millis
- Holliston
- Uxbridge
- Boston
- Attleboro
- Other