



495/METROWEST ON THE GO

Town of Hudson Commuting Data

Regional Transit Authority: **MWRTA**

Where do Hudson's Workers Live?

TOP 10 POINTS OF ORIGIN (Number of Commuters)

1. Hudson.....15.1% (1,538)	6. Lowell.....2.3% (236)
2. Worcester.....8.1% (828)	7. Shrewsbury.....2.2% (233)
3. Marlborough.....7.5% (763)	8. Boston.....1.9% (198)
4. Leominster.....2.8% (281)	9. Fitchburg.....1.7% (177)
5. Clinton.....2.6% (256)	10. Framingham.....1.6% (165)

Total Employed in Hudson: 10,165

Where do Hudson's Residents Work?

TOP 10 DESTINATIONS (Number of Commuters)

1. Hudson.....14.9% (1,538)	6. Waltham.....3.1% (322)
2. Marlborough.....7.4% (767)	7. Westborough.....2.5% (257)
3. Boston.....5.9% (607)	8. Sudbury.....2.4% (248)
4. Framingham.....5.4% (553)	9. Cambridge.....2.0% (205)
5. Worcester.....5.0% (511)	10. Natick.....1.6% (164)

Total Commuting from Hudson: 10,305

Downtown Hudson



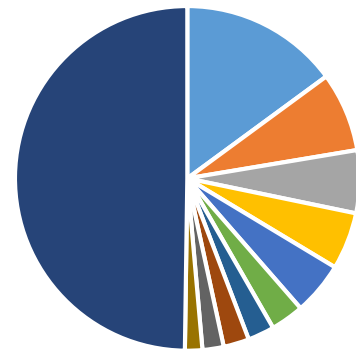
Data and Analysis conducted by the Public Policy Center at UMass Dartmouth for the 495/MetroWest Partnership in support of the 495/MW Suburban Edge Community Commission utilizing 2014 US Census Bureau Local Employment Dynamics. For more information on these data sets please visit <http://lehd.ces.census.gov/>

495/METROWEST ON THE GO

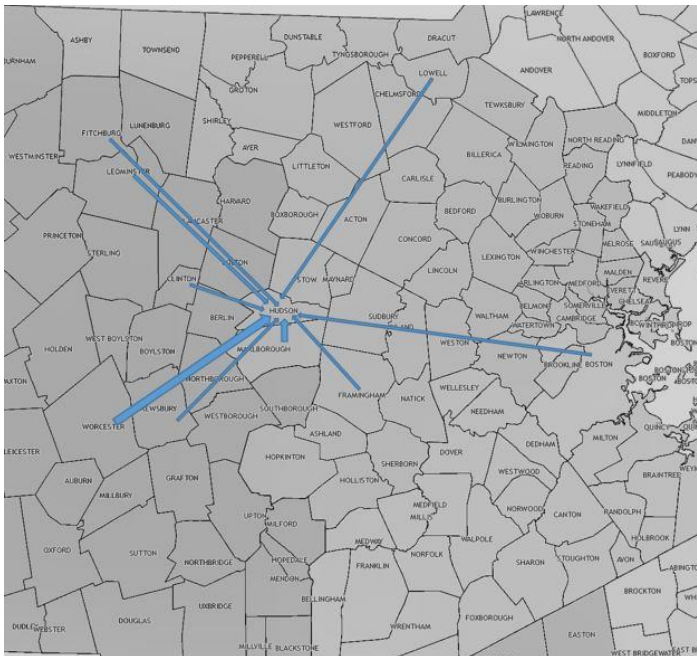
Town of Hudson Commuting Data



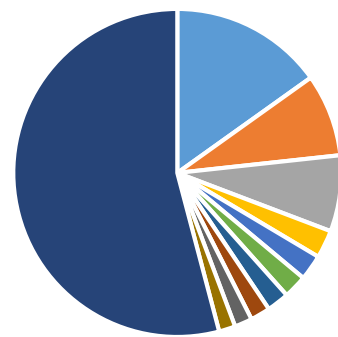
Where Hudson's Residents Work



- Hudson
- Marlborough
- Boston
- Framingham
- Worcester
- Waltham
- Westborough
- Sudbury
- Cambridge
- Natick
- Other



Where Hudson's Workers Live



- Hudson
- Worcester
- Marlborough
- Leominster
- Clinton
- Lowell
- Shrewsbury
- Boston
- Fitchburg
- Framingham
- Other